




PLASTUK

BICOMPONENT PUTTY FOR INDOOR AND OUTDOOR REPAIRS

- Putty for wood, plastic, metal and stone. Applicable in large quantities, with a good adhesion and excellent repair capacity
- Available in different colours for the various types of timber. By adding up to 10% RESTO KITT it is possible to create custom hues




CODES AND DIMENSIONS

CODE	colour	net weight				pcs
		putty		hardness		
		[g]	[lbs]	[g]	[lbs]	
PLASTUK02	 fir	1000	2.2	200	0.44	1
PLASTUK13	 oak	1000	2.2	200	0.44	1
PLASTUK06	 walnut	1000	2.2	200	0.44	1

One tube of hardener included. Other hues available on request.

CODE	description	net weight		pcs
		[g]	[lbs]	
PLASTUKH	hardener	200	0.44	1



INDICATIONS FOR USE

Remove grease and dust from the surface to be treated. Take the necessary amount of putty from the can, add about 2% of hardener, mix well, press firmly into the groove and shape. Treatment time: from 8 to 10 minutes depending on room temperature. After 20 - 30 minutes the treated surface can be smoothed, painted or varnished.